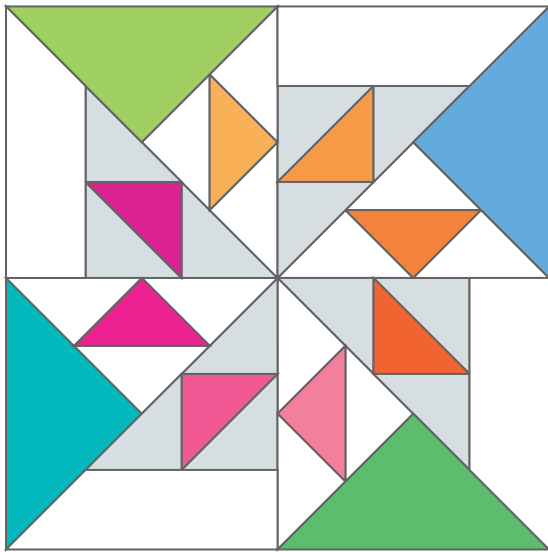



Modern Star and Pinwheel

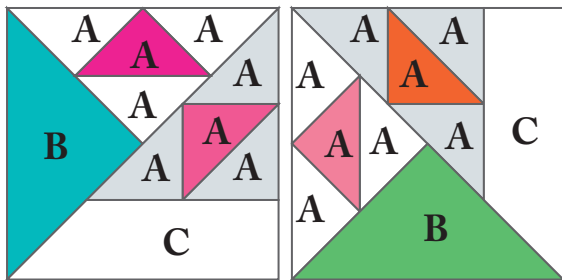
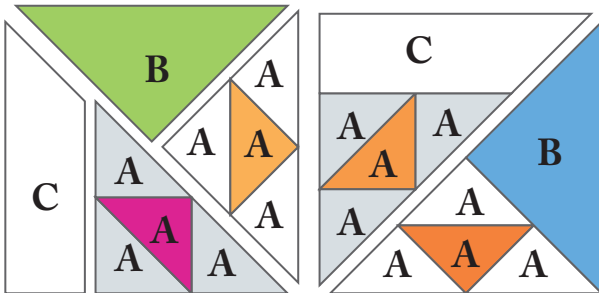
© Judy Martin 2014



Block Size: 12" finished
(seamline to seamline)



Nine Blocks Set Side by Side



Block Piecing: Piece in eighth blocks,
joining A's first, then adding B or C.

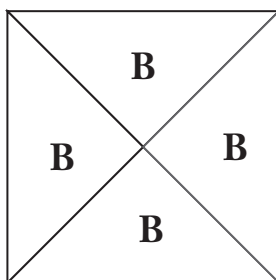
Each Block Requires:

- 1 A from each of 4 pinks of varying tints
- 1 A from each of 4 oranges of varying tints
- 1 B from yellow-green
- 1 B from green
- 1 B from blue
- 1 B from turquoise
- 4 C from white
- 12 A from white
- 12 A from light gray

Rotary Cutting Dimensions for Patches



Cut 4 1/4" square
in half twice
diagonally



Cut 7 1/4" square
in half twice
diagonally



waste
triangle

Cut 2 1/4" x 6 7/8" rectangle
and cut off corner at a
45-degree angle as shown.
No reverses! Don't fold fabric!