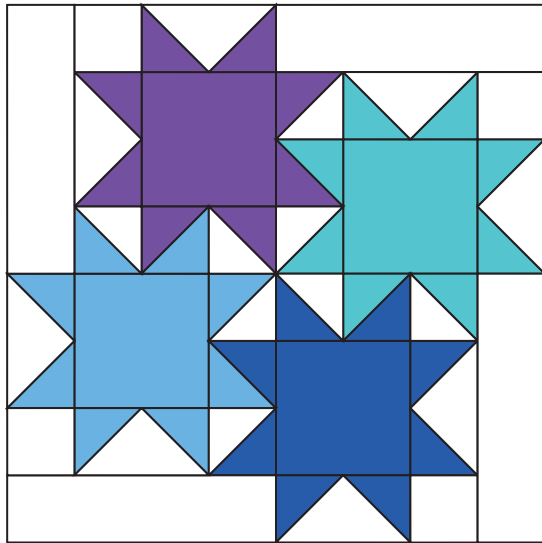



# Star Cluster

© Judy Martin 2011

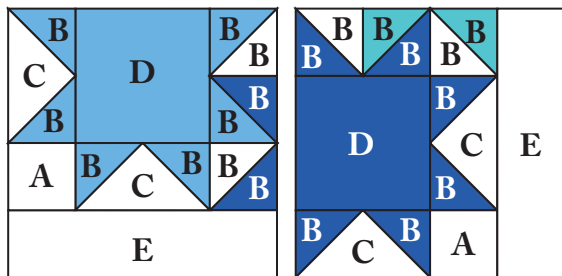
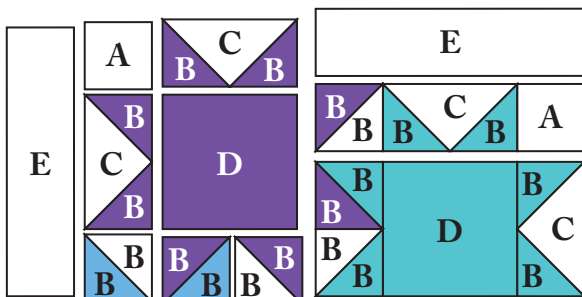
This original block has staggered stars side by side. Because the star points touch, it is important to make the stars from somewhat contrasting values. Note that I present the block in 16" and 12" finished sizes. Follow the cutting dimensions in black for 16" blocks or follow the dimensions in red for 12" blocks.



16" or 12" finished Block Size



Nine Blocks Set Side by Side



Block Piecing

## Each Block Requires

- White: 4 E, 8 C, 8 B, 4 A
- Bright Blue: 1 D, 8 B
- Medium Blue: 1 D, 8 B
- Bright Purple: 1 D, 8 B
- Medium Turquoise: 1 D, 8 B

## Rotary Cutting Dimensions

- | 16" Block   | 12" Block  |
|-------------|------------|
| A 2½"       | A 2"       |
| B 2⅞"       | B 2⅜"      |
| C 5¼"       | C 4¼"      |
| D 4½"       | D 3½"      |
| E 2½" x 8½" | E 2" x 6½" |

Rotary Cutting (dimensions are for 16" block first, then 12" block, and include seam allowances)

