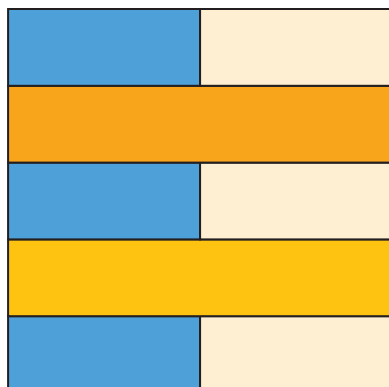
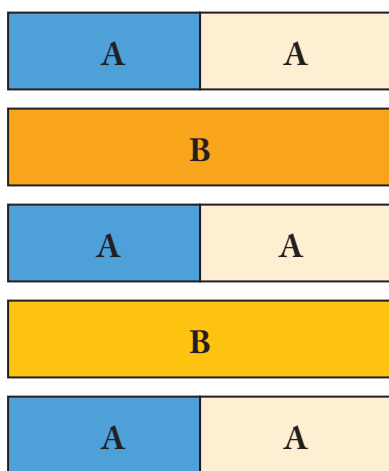


Posts and Rails


an original design © Judy Martin 2006



10" (finished) Block



Block Piecing



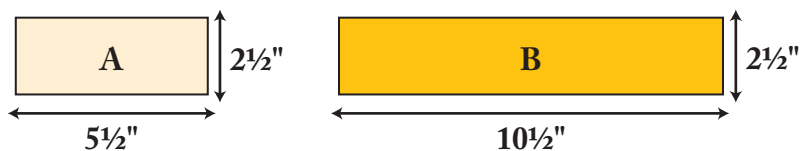
16 blocks set side by side (turned alternately)

Each block requires 3 matching blue A patches, 3 cream A patches, and 2 gold or orange B patches.

Rotary cut the A and B patches or strip piece A-A units and rotary cut B patches.

Join A-A units and B patches as shown at left.

Rotary Cutting Patches A and B



Optional Strip Piecing

The blue A-cream A units can be strip pieced as follows: Cut blue strips and cream strips 5 1/2" wide. Join a blue strip to a cream strip along the long edges to make a Strip Set. Press the seam allowance toward the blue. Trim the short end at a 90-degree angle to the long edge to even it. Cut parallel to the short end at 2 1/2" intervals to complete A-A units.

A-A unit

Strip Set

